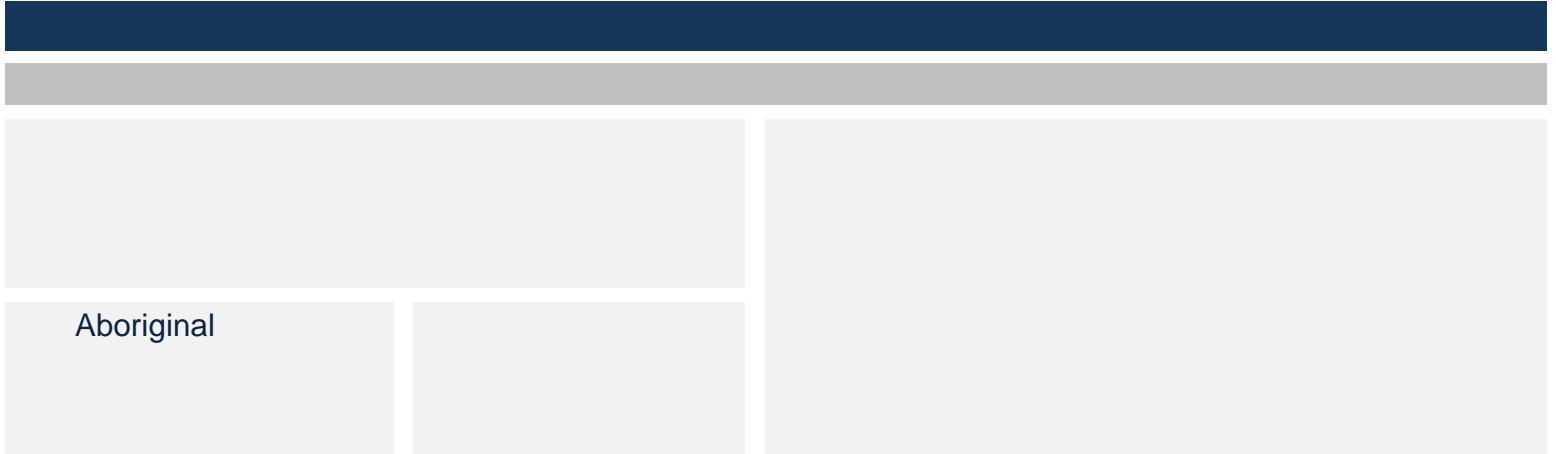


# Diploma, Associate Degree or Certificate Student Outcomes

## Summary of Survey Results: 2019 to 2023


Applied filters:

Cohort  
Respondents  
Response Rate



Aboriginal

### Further of the Survey



### Past Education

87% of respondents had taken previous post secondary education

n = 13

Respondents were asked if they took ABE or ESL courses during or prior to their studies

Adult Basic Education

0%

English as a Second Language

13%

Credentials are based on those who had taken previous post secondary education. Respondents could report more than one type of post secondary credential.

# Diploma, Associate Degree or Certificate Student Outcomes Summary of Survey Results: 2019 to 2023

Applied filters:  
CPCVCC:

Cohort  
Respondents  
Response Rate

## Employment Outcomes

Of those employed: n = 11

The "Employment rate" is the number employed as a percentage of all respondents. The "Unemployment rate" is the number of unemployed as a percentage of respondents in the labour force.

Weekly Hours Worked  
(median, main job)

Hourly Wage  
(median, main job)

Hourly Wage Group (main job)

	# Employed	% of those employed
--	------------	---------------------

Total of top occupations		
Total employed	11	

# Diploma, Associate Degree, and Certificate Student Outcomes

## Summary of Survey Results: 2019 to 2023

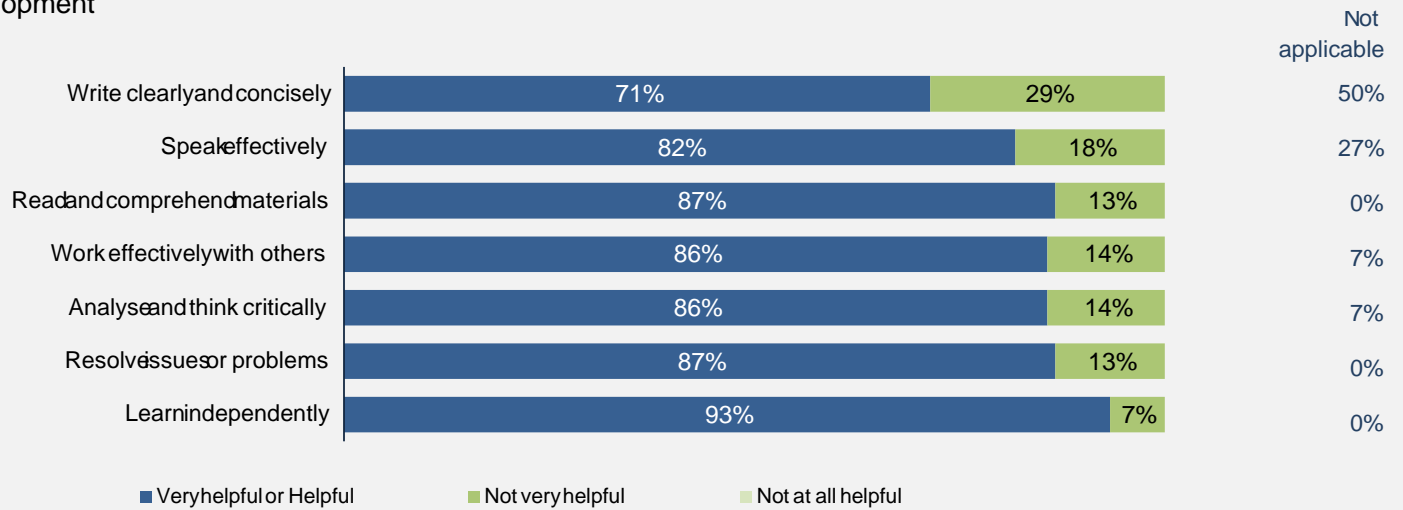
Applied filters:  
CPCVCCCADTechnician;

Cohort	31
Respondents	15
Response Rate	48%

### Skill Development and Post-Secondary Experience

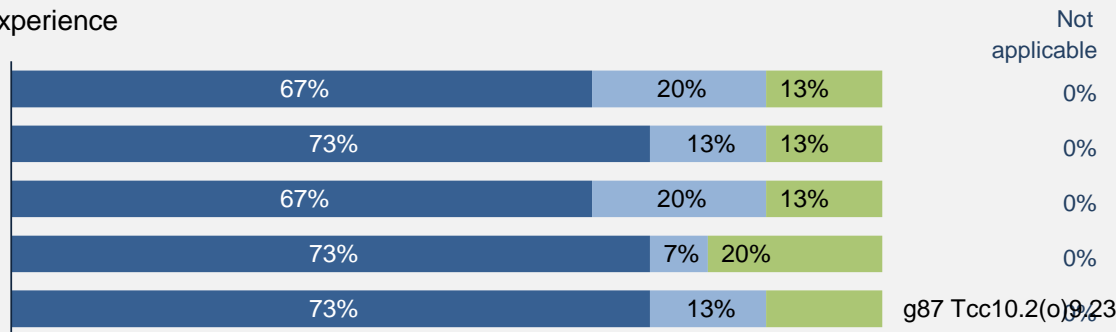
**87%** said they were very satisfied or satisfied with the education they received.

#### Skill Development



Percentages are based on those who gave a valid rating, excluding those who said Not applicable.

#### Satisfaction with Post-Secondary Experience



Percentages are based on those who gave a valid rating, excluding those who said Not applicable.

g87 Tcc10.2(o)9238602