

CPC: VCC: Practical Nursing;

399  
237  
Rate 59%

**Demographics**

*Gender*

*Age at the Time of the Survey*

*Aboriginal Identity*

3%

*Based on domestic students only.*

*Median Age*

30

**Further Education**

24%

*took further studies after graduating from their program*

*n = 55*

*Further Studies Related to Program*

27%

*expected transfer credit*  
*n = 7*

*Of those who expected transfer credit:*

75%

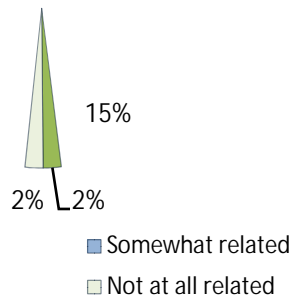
*Received transfer credit*

92%

*of those who had taken further studies said their program prepared them well*

19%

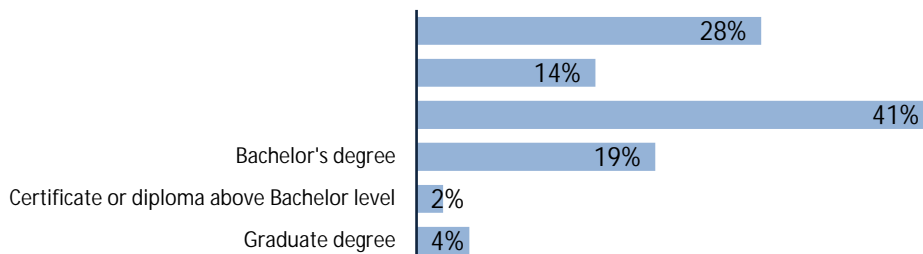
*of respondents were currently studying*



40%

*were very satisfied or satisfied with their transfer experience*

**Past Education**



*Credentials are based on those who had taken previous post secondary education. Respondents could report more than one type of post secondary credential.*

*Adult Basic Education*

*English as a Second Language*

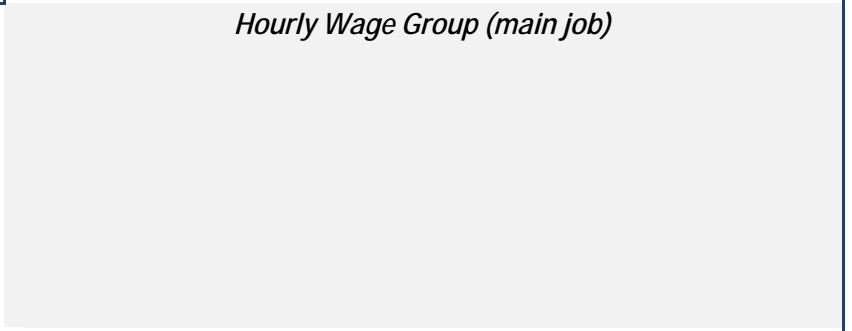


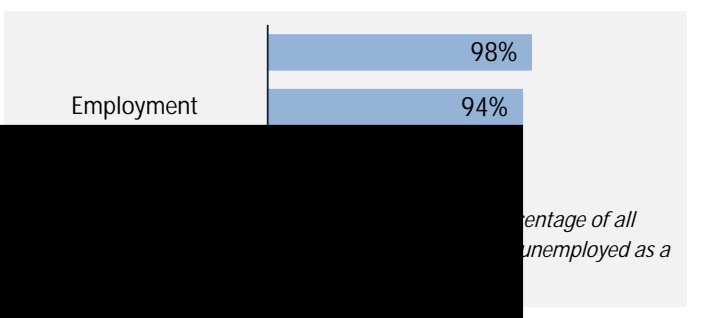
# Diploma, Associate Degree, and Certificate Student Outcomes

**Applied filters:**

CPC: VCC: Practical Nursing;

<i>Cohort</i>	<b>399</b>
<i>Respondents</i>	<b>237</b>
<i>Response Rate</i>	<b>59%</b>

## Of those employed: n = 222



	# Employed	% of those employed
Associates	204	92%
	5	2%
	3	1%
	1	0%
	1	0%
Nurses	1	0%
Technicians	1	0%
	1	0%
	1	0%
	1	0%
<i>Total of top occupations</i>	<b>219</b>	<b>99%</b>
<i>Total employed</i>	<b>222</b>	

# Diploma, Associate Degree, and Certificate Student Outcomes

## Applied filters:

CPC: VCC: Practical Nursing;

Cohort	399
Respondents	237
Response Rate	59%

# 94%

said they were very satisfied or satisfied with the education they received.

## Skill Development

Not applicable

6%

4%

1%

0%

0%

0%

1%

Percentages are based on those who gave a valid rating, excluding those who said Not applicable.

## Satisfaction with Post Secondary Experience

Not applicable

1%

0%

0%

0%

0%

Percentages are based on those who gave a valid rating, excluding those who said Not applicable.